



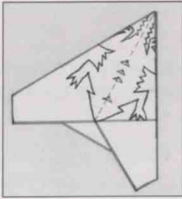
Super Frog's Fun Page



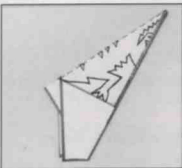
Cut out some flake-y frogs

Start with a plain piece of 8 1/2 x 11 paper, and fold it in half lengthwise.


Fold the paper again in thirds to form a triangle, bringing the outside edges in together.



Trace or cut out the horned frog pattern below, and placing the tail at the point of the triangle, draw the shape onto the paper with a pencil. Make sure the tail and the hinds legs extend past the edge of the paper, so that the six "sides" of the snowflake stay connected.



Once the basic shape is cut out, fold the frog shape in half on the dotted line to make several notches in the paper. Carefully unfold and let it snow!



Frog Football WordSearch

c h e e r l e a d e r s u r k p
 q f a n s a d e a h b a n d i l
 u e r t f l a g r p w c i f c a
 a e z o i l e b d u u s f m k y
 r t a l g c d e r r w c o v o e
 t b e n c h k p o p c o r n f r
 e z r a e a o e w l o a m a f s
 r e c c w o g r t e h c d p c x
 b w r h e s d e n s c h k h h z
 a e x o e s h o w g i r l s o r
 c o r s l t t d e b a l l g j c
 k f i e l d s c o r e b o a r d
 e s u p e r f r o g k t c j o n

We've hidden **twenty things you'd see at a TCU football game.** The words appear up, down, and diagonally.

word list: ball, band, bench, cheerleaders, coach, fans, field, flag, froghorn, kickoff, nachos, players, popcorn, purple, quarterback, scoreboard, showgirls, superfrog, tickets, uniform.

